

# RANKING THE MOLDIEST LOCATIONS TO LIVE

Mold is naturally occurring, and it is found all around us. It is present outdoors and indoors and can BE BROUGHT INTO a home on our clothing and BY OUR PETS, AND THROUGH open windows, doors, HVAC units, and more. When mold spores land in places with excess moisture, such as high-humidity locations or PLACES WHERE LEAKS may have occurred, ESPECIALLY with organic building materials like drywall or carpet, they create the perfect environment for mold growth. The extent to which mold grows can also be affected by where you live.

## LOCALIZED FACTORS

2 1 3




PRECIPITATION



HUMIDITY




INCIDENTS OF WATER DAMAGE



PREVALENCE OF POROUS BUILDING MATERIALS



THE AGE OF A BUILDING



MOLD IS PREVALENT IN ALL WEATHER PATTERNS AND CLIMATES

- Houses built after 1980 typically have more porous materials
- Older homes can have fragile plumbing components

Hot and Humid

Cool and Rainy

Hot and Dry

### DID YOU KNOW? WEATHER CAN HAVE VARIOUS IMPACTS ON LOCATIONS' RANKINGS

- In 2017 American Risk Management put Oklahoma, South Carolina, and Nevada in the top five moldiest locations
- Six years later, all have dropped off the list
- Today, Florida, Louisiana, Texas, and Mississippi are top contenders



## OUR FINDINGS: TOP STATES FOR MOLD DAMAGE



### TEXAS

LARGE STATE WITH VARIED CLIMATE

OVERALL HIGH HUMIDITY, WARM TEMPERATURES, AND PRECIPITATION LEAD TO ITS TOP RANKING

THE AVERAGE ANNUAL HUMIDITY HOVERS AROUND 67% IN AUSTIN AND 66% IN DALLAS

**AVERAGE HOME AGE:**  
Built in 1990  
Cities with the oldest homes:  
Nordheim - 1946  
Olmos Park - 1944  
Iredell - 1942

**A QUICK NOTE ON TEXAS MOLD ALLERGIES:**

- Dallas is one of the worst cities if you suffer from mold allergies!
- 21% of patients seek hospitalization and outpatient services for mild to severe symptoms!
- San Antonio also has a high number of mold sufferers; 15% of all mold allergy patients receive medical treatment!

**BROWNSVILLE:**

- Average 28" of rain
- Annual average humidity of 75%

**CORPUS CHRISTI:**

- Named one of the "Sweatiest Cities in the United States" by Attraction Magazine
- High average temperature of about 88 degrees
- Only two months of "cool weather" in the mid-to-upper 60s
- Top of the humidity list, averaging 89%

**OTHER NOTABLE HUMIDITY MENTIONS:**

- Houston: 89%
- Port Arthur: 90%
- Victoria: 90%

### CALIFORNIA

HUMIDITY LEVELS ARE OFTEN HIGHER THAN THOSE IN FLORIDA, MISSISSIPPI, OR LOUISIANA

AVERAGE ANNUAL HUMIDITY IN SAN FRANCISCO IS 75%

**AVERAGE HOME AGE:**  
The average home in California was built in 1978  
Cities with the oldest homes:  
San Marino - 1944  
Berkeley - 1942  
San Francisco - 1942

**STRUGGLING WITH ALLERGIES?**

- Los Angeles is reported to be tough on those impacted by mold allergies!
- 17% of sufferers in Los Angeles seek medical treatment!
- 20% seek treatment in Riverside!

**ASPERGILLUS, AKA BLACK MOLD, IS ALSO KNOWN TO BE PREVALENT IN CALIFORNIA**

- This species of mold can cause serious illness and possibly even death if not treated, especially in those with weakened immune systems, underlying lung disease, or asthma!
- Other people can develop mild-to-serious lung infections!
- Symptoms can include: Fever, coughing up blood or mucus worsening asthma


### OHIO

IN THE SUMMER OF 2023, CINCINNATI BROKE MOLD ALLERGY RECORDS WITH THE ALTERNARIA MOLD SPECIES SPORE COUNTS 10X HIGHER THAN POLLEN

THE AVERAGE HUMIDITY FOR THIS STATE? 71.5%

**AVERAGE HOME AGE:**  
The average home in Ohio was built in 1971  
Cities with the oldest homes include:  
Fredericksburg, Grandview Heights, and Harrisburg, with homes built in 1940

WONDER WHAT THE MOLD SPORE COUNT IS LIKE IN YOUR AREA? VIEW AN UP-TO-DATE ALLERGEN REPORT USING THE NATIONAL ALLERGY BUREAU'S COUNTER STATION TOOL. VISIT [HTTPS://POLLEN.AAAA1.ORG/](https://pollen.aaaai.org/).



THE EPA AND THE NY ACADEMY OF MEDICINE TEAMED UP FOR AN AIR-QUALITY STUDY IN HOMES NATIONWIDE, COMPARING DIFFERENT HOME CONDITIONS BASED ON MOLD LEVELS. THEY FOUND THAT:

**FOR HOMES IN THE LOWEST QUARTILE FOR MOLD, 24% OF RESPONDENTS SAID THEY HAD WATER DAMAGE**

11% said they noticed a musty smell

**FOR HOMES IN THE HIGHEST QUARTILE FOR MOLD, 34% OF RESPONDENTS SAID THEY HAD WATER PROBLEMS**

24% said they noticed a musty smell

At Mold Inspection Sciences, we perform specialized qPCR samplings for clients who are mold-sensitive or suffer from CIRS. qPCR is a type of testing that targets the DNA of mold spores, or parts of spores, taking a deeper look at which specific species of mold are present. This qPCR analysis traces 36 different mold species to reveal their presence and concentration levels in a home. The testing results provide one more tool in a comprehensive investigation that allows our clients to get the results needed to return a property to a healthy state.

### WHEN IT COMES TO MOLD GROWTH...

CLIMATE AND LOCATION BOTH CONTRIBUTE TO THE LIKELIHOOD OF MOLD GROWTH. MANAGING INDOOR HUMIDITY AND MOISTURE ALSO HELPS TO MAINTAIN A HOME'S STRUCTURAL INTEGRITY, INTERNALLY, AND EXTERNALLY.

### HOW CAN MOLD INSPECTION SCIENCES HELP PROTECT YOUR PROPERTY?

Our science-based inspection and testing services, performed by our experienced and certified consultants, can discover whether there is a concern, and if so, the type and extent of mold growth. We do not perform mold remediation, but we will recommend the next steps to secure proper mold removal and can recommend third-party remediation contractors, if needed.

CONTACT US TODAY!  
1.800.619.6653  
1.888.335.6653 (TEXAS)  
WWW.MOLDSCI.COM,  
WWW.MOLDINSPECTIONTEXAS.COM

**Mold**  
Inspection Sciences

<sup>1</sup><https://molekule.com/blogs/all/top-10-worst-places-mold-allergy>  
<sup>2</sup><https://www.mayoclinic.org/diseases-conditions/aspergillosis/symptoms-causes/syc-20369619>